

## 1 – Extension Activity for *Earn, Save, Spend & Share*

### Specific Outcome(s)

At the end of this extension activity, students will be able to identify the names of Canadian coins.

### Materials Provided

- Call Sheet
- Money Bingo Cards (one per player)

### Materials Needed

- Bingo chips
- Cardstock
- A hat or a bowl
- Prizes (optional)

### Logistics

- Print the Call Sheet and the Money Bingo Cards on cardstock 😊
  - Print enough copies of the Money Bingo Cards for each student.
- Cut out Call Sheet and put the individual squares into a hat or a bowl.

### Procedure

- Hand out Money Bingo Cards and bingo chips to players.
- Have players put a bingo chip on the free space in the center of the card.
- Take a square from the hat or bowl. Read aloud the letter on the square followed by the name of the coin.
  - The square below, for example, would be “M – Toonie.”





- Keep track of the squares called. Ensure they are out of sight.
- Tell players to look at their cards and see if they have the square that was called.
  - If players have the square that was called, they will mark it off by placing a bingo chip device on top of the square.
- Continue taking squares from the hat or bowl until at least one player has marked off five squares in a horizontal or diagonal line.
- When players have marked off five squares in a horizontal or diagonal line, they will yell “MONEY!”
  - Have the player who yelled MONEY! read aloud all the squares they have marked.

- Make sure the player did not make any mistakes by accidentally marking a square that wasn't called.
  - If the player marked a square that wasn't called, the game continues.
- The game can stop when there is one winner, or it can continue until there are multiple winners. If desired, the winner(s) can be given a prize.

M	O	N	E	Y
				
				
		<p>FREE SPACE</p>		
				
				

M	O	N	E	Y
				
				
		FREE SPACE		
				
				

M	O	N	E	Y
				
				
		FREE SPACE		
				
				






M	O	N	E	Y
				
				
		<p>FREE SPACE</p>		
				
				

M	O	N	E	Y
				
				
		FREE SPACE		
				
				

M	O	N	E	Y
				
				
		FREE SPACE		
				
				



M	O	N	E	Y
				
				
		FREE SPACE		
				
				

M	O	N	E	Y
				
				
		FREE SPACE		
				
				

M	O	N	E	Y
				
				
		FREE SPACE		
				
				

M	O	N	E	Y
				
				
		FREE SPACE		
				
				



M	O	N	E	Y
				
				
		<p>FREE SPACE</p>		
				
				



M	O	N	E	Y
				
				
		<p>FREE SPACE</p>		
				
				

M	O	N	E	Y
				
				
		FREE SPACE		
				
				

M	O	N	E	Y
				
				
		<p>FREE SPACE</p>		
				
				


M	O	N	E	Y
				
				
		<p>FREE SPACE</p>		
				
				






M	O	N	E	Y
				
				
		FREE SPACE		
				
				



M	O	N	E	Y
				
				
		FREE SPACE		
				
				

M	O	N	E	Y
				
				
		FREE SPACE		
				
				










M	O	N	E	Y
				
				
		<p>FREE SPACE</p>		
				
				

M	O	N	E	Y
				
				
		<p>FREE SPACE</p>		
				
				



M	O	N	E	Y
				
				
		FREE SPACE		
				
				



M	O	N	E	Y
				
				
		<p>FREE SPACE</p>		
				
				





















M	O	N	E	Y
				
				
		<p>FREE SPACE</p>		
				
				

M	O	N	E	Y
				
				
		<p>FREE SPACE</p>		
				
				



M	O	N	E	Y
				
				
		<p>FREE SPACE</p>		
				
				

# Call Sheet

M	O	N	E	Y
				
M	O	N	E	Y
				
M	O	N	E	Y
				
M	O	N	E	Y
				
M	O	N	E	Y
